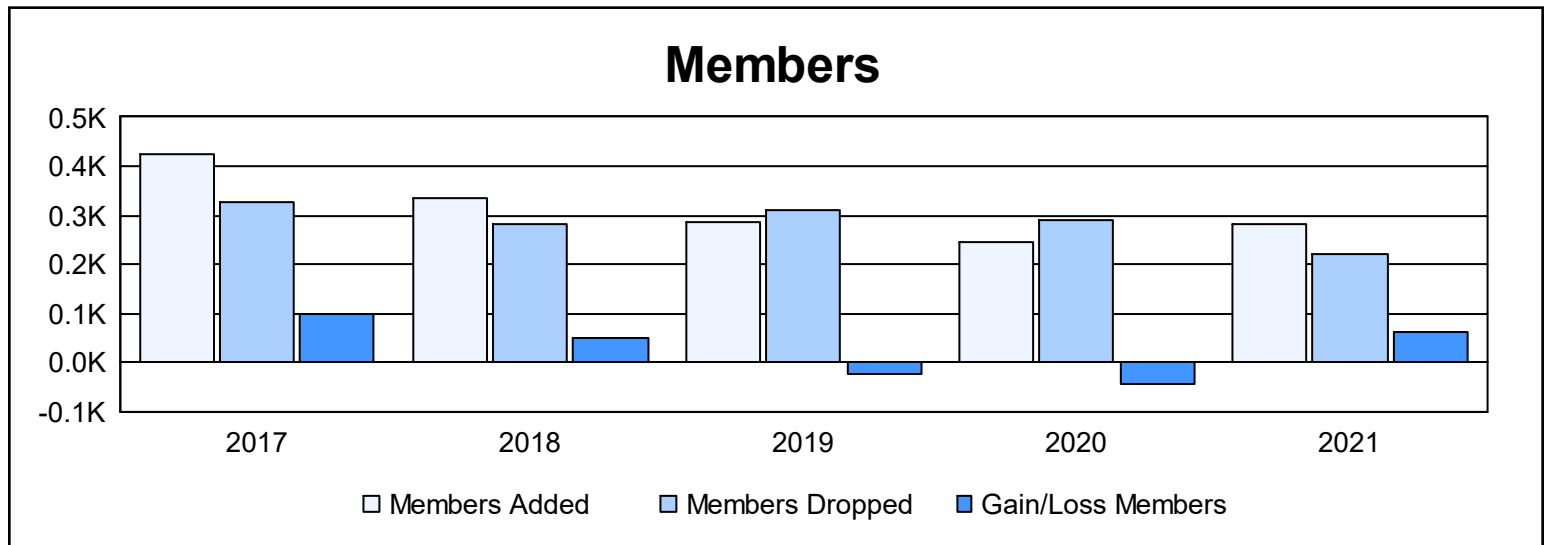
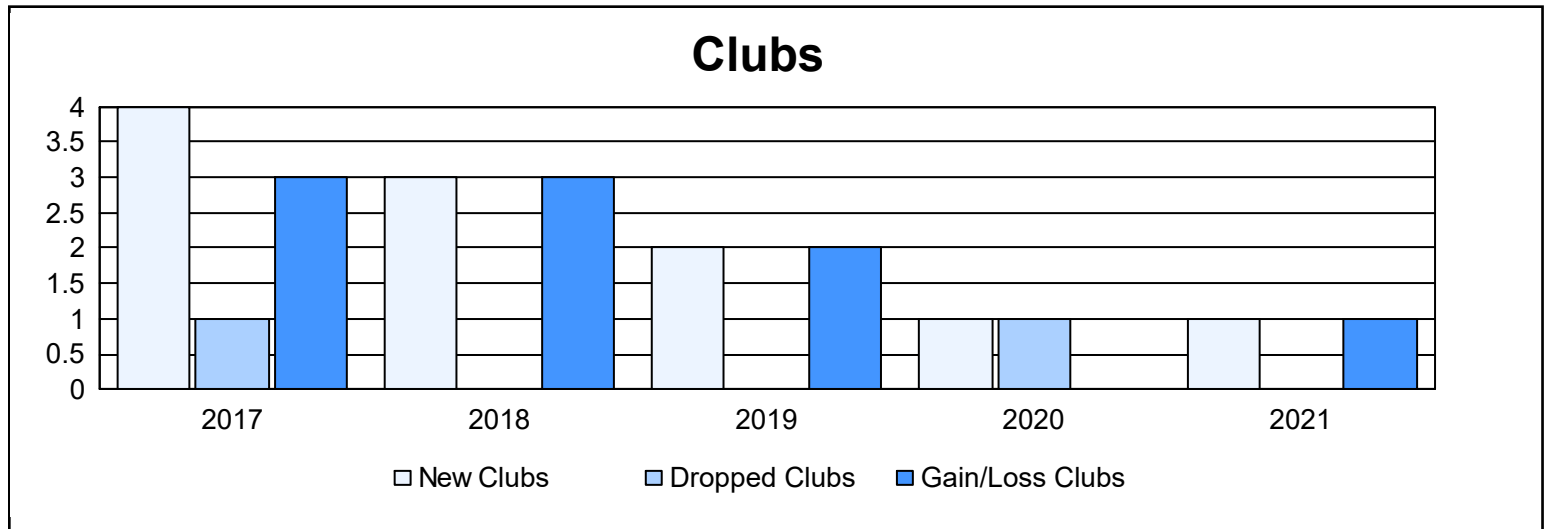
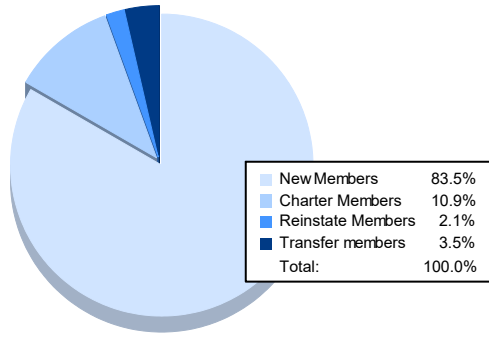


Year	New Clubs	Dropped Clubs	Gain/ Loss Clubs	New Members	Charter Members	Reinstate Members	Transfer Members	Total Member Added	Total Members Dropped	Gain/ Loss Members
2016-2017	4	1	3	291	121	7	7	426	328	98
2017-2018	3	0	3	234	78	17	5	334	283	51
2018-2019	2	0	2	229	45	5	8	287	309	-22
2019-2020	1	1	0	200	26	13	6	245	290	-45
2020-2021	1	0	1	237	31	6	10	284	221	63
<b>Average</b>	<b>2</b>	<b>0</b>	<b>2</b>	<b>238</b>	<b>60</b>	<b>10</b>	<b>7</b>	<b>315</b>	<b>286</b>	<b>29</b>



### Membership Composition June 2021 Cumulative



### Gender Composition June 2021 Cumulative

